


Diagnostic Laboratory Service

vetmed.tennessee.edu/vmc/dls

Parasitology

865-974-5645

Practice:		
Veterinarian:		
Address (Street address, City/State, Zip Code):		
Phone:		
Fax:		
Email:		
Specimen:	Collector's Initials	
Site:	Date Collected:	Time Collected:
Patient Name:		
Owner:		
Clinic Patient Chart No.:		
Species: Canine Feline Equine	Sex: Female	Neutered/Spayed
Other: _____	Male	Intact
THIS LAB ACCEPTS PRIMATE SAMPLES WITH PRIOR APPROVAL. 		
Breed:	Age:	

Case History: *(history, medication, clinical signs, pertinent lab findings, tentative diagnosis)*

Other tissues/specimens submitted to: (check all that apply)
 Bacteriology/Mycology Biopsy - Anatomical Pathology Clinical Pathology
 Cytology - Clinical Pathology Endocrinology Virology/Immunology
 Necropsy - Anatomical Pathology

RESULTS - FOR LAB USE ONLY





DATE COMPLETED: _____ PERFORMED BY: _____

For lab use only	Date:	Accession #:
SPECIMEN REQUIREMENTS: F = Feces L = Lavender P = Plasma S = Serum		

FECAL EXAMINATIONS	
SMALL ANIMAL	
<i>Giardia</i> Panel & Sugar Flotation (Zinc & Sugar Flotation, ELISA)	F
Lungworm Panel (Zinc & Sugar Flotation, Baermann)	F
Routine Fecal Panel (Zinc & Sugar Flotation)	F
LARGE ANIMAL	
Fecal Egg Count	F
Fecal Egg Count (Herd) - SUBMIT 3+ INDIVIDUAL SAMPLES FROM HERD	F
Fecal Float/Egg Count Panel	F
Large Animal Lungworm Panel (Zinc Flotation, Baermann)	F
ANY SPECIES	
<i>Heterobilharzia/Schistosoma</i>	Call Lab
SEROLOGY	
CANINE	
Heartworm Dirocheck™ & Knott's* NO GREEN TOP	L+ S
Heartworm 4DX Plus SNAP™ & Knott's	L & S or P
Heartworm Verification Panel (Knott's + Dirocheck™ + SNAP™) NO GREEN TOP	L+ S
Heartworm Microfilaria Knott's (POST-TREATMENT EVALUATION)	L
FELINE	
Heartworm Antigen, Feline	S
OTHER SPECIES	
Toxoplasma ELISA	S
MISCELLANEOUS	
Parasite External Identification (Ticks/Mites/Lice/Fleas/Etc.)	Call Lab
Parasite Internal Identification (Worms)	Call Lab
<i>Parelaphostrongylus tenuis</i> (Meningeal/Brain Worm) PCR	Call Lab

* Denotes gold standard for canine heartworm screening

Ship Samples to: UTCVM Parasitology Laboratory
 2407 River Drive, Room A233 | Knoxville, TN 37996-4543

 **865-974-5645**  **865-946-1170**  parasitology@utk.edu
 vetmed.tennessee.edu/vmc/dls/parasitology

For the most up-to-date test listings, lab forms, pricing, submission guidelines, and shipping instructions visit vetmed.tennessee.edu/vmc/dls